

STATEMENT OF APPROPRIATIONS, ALLOTMENTS, OBLIGATIONS, DISBURSEMENTS AND BALANCES
As of the Quarter Ending December 31, 2017

Department: Department of Finance (DOF)
Agency: Securities and Exchange Commission
Operating Unit: N/A
Organization Code (UACS): 110110000000
Fund Cluster: 01 - Regular Agency Fund


Authorization: 01 - Current Year Appropriations
Report Status: SUBMITTED


Particulars	UACS CODE	Appropriation			Allotments					Current Year Obligations					Current Year Disbursements					Balances																								
		Authorized Appropriation	Adjustments (Transfer To/From, Realignment)	Adjusted Appropriations	Allotments Received	Adjustments (Withdrawal, Realignment)	Transfer To	Transfer From	Adjusted Total Allotments	1st Quarter Ending March 31	2nd Quarter Ending June 30	3rd Quarter Ending Sept. 30	4th Quarter Ending Dec. 31	Total	1st Quarter Ending March 31	2nd Quarter Ending June 30	3rd Quarter Ending Sept. 30	4th Quarter Ending Dec. 31	Total	Unreleased Appropriations	Unobligated Allotment	Unpaid Obligations (15-20) = (23+24)	Not Yet Due and Demandable																					
1	2	3	4	5=(3+4)	6	7	8	9	10=[(6+7)-8+9]	11	12	13	14	15= (11+12+13+14)	16	17	18	19	20= (16+17+18+19)	21=(5-10)	22=(10-15)	23	24																					
I. Agency Specific Budget																																												
Specific Budgets of National Government Agencies																																												
	O1101101																																											
General Administration and Support	000001000000000	314,395,000.00	45,013.98	314,440,013.98	314,395,000.00	45,013.98			314,440,013.98	141,451,252.59	55,046,445.98	34,101,119.75	55,932,060.40	286,530,878.72	86,985,696.29	88,332,509.00	25,190,046.18	47,265,068.62	227,773,320.09			27,909,135.26	42,788,982.78	15,968,575.85																				
General management and supervision	103001000100000	314,395,000.00	45,013.98	314,440,013.98	314,395,000.00	45,013.98			314,440,013.98	141,451,252.59	55,046,445.98	34,101,119.75	55,932,060.40	286,530,878.72	86,985,696.29	88,332,509.00	25,190,046.18	47,265,068.62	227,773,320.09			27,909,135.26	42,788,982.78	15,968,575.85																				
PS		127,863,000.00	12,045,013.98	139,708,013.98	127,863,000.00	12,045,013.98			139,708,013.98	51,998,085.11	37,099,183.53	27,661,193.86	23,349,551.48	139,708,013.98	51,471,117.76	36,964,575.89	18,608,071.11	32,639,158.12	139,702,922.88					5,091.10																				
MOOE		186,732,000.00	(12,000,000.00)	174,732,000.00	186,732,000.00				174,732,000.00	89,853,167.48	17,947,262.45	6,439,925.89	32,582,508.92	146,822,864.74	35,514,578.53	31,347,933.11	6,581,975.07	14,625,910.50	88,070,397.21			27,909,135.26	42,788,982.78	15,963,484.75																				
Support to Operations	000002000000000	70,227,000.00		70,227,000.00	70,227,000.00				70,227,000.00	2,566,105.09	8,513,134.06	4,091,387.98	52,897,874.62	68,058,901.75	2,489,934.59	7,422,261.10	4,898,279.95	22,856,000.17	37,666,475.81			2,168,498.25	2,710,892.28	27,681,133.66																				
Development, maintenance and administration of information systems, databases and website	103002000100000	62,070,000.00		62,070,000.00	62,070,000.00				62,070,000.00	1,395,563.25	4,437,356.48	3,789,981.22	50,279,353.34	59,902,274.29	1,329,414.75	3,644,968.52	4,596,873.19	20,756,782.19	30,328,036.65			2,167,725.71	1,893,103.98	27,681,133.66																				
PS		9,037,000.00		9,037,000.00	9,037,000.00				9,037,000.00	1,238,863.43	3,613,183.72	3,074,373.89	1,110,758.96	9,037,000.00	1,172,512.93	3,615,771.76	3,086,288.86	1,161,438.19	9,036,012.74					987.26																				
MOOE		21,033,000.00		21,033,000.00	21,033,000.00				21,033,000.00	166,899.82	824,172.76	715,607.33	17,644,855.18	19,341,535.09	156,899.82	29,196.76	1,510,583.33	20,990.00	1,717,669.91			1,691,464.91	1,893,103.98	15,730,761.20																				
CO		32,000,000.00		32,000,000.00	32,000,000.00				32,000,000.00				31,523,738.20	31,523,738.20				19,574,354.00	19,574,354.00			476,280.80		11,949,385.20																				
Conduct of public seminars and related activities for investment-promotion and investor protection	101002000200000	6,325,000.00		6,325,000.00	6,325,000.00				6,325,000.00	1,180,521.84	4,075,777.58	301,406.76	787,260.63	6,324,968.81	1,160,521.84	3,777,292.58	301,406.76	356,037.44	5,965,258.62			33.19	729,708.19																					
MOOE		6,325,000.00		6,325,000.00	6,325,000.00				6,325,000.00	1,180,521.84	4,075,777.58	301,406.76	787,260.63	6,324,968.81	1,160,521.84	3,777,292.58	301,406.76	356,037.44	5,965,258.62			33.19	729,708.19																					
Development and dissemination of information materials for the public	101002000300000	1,832,000.00		1,832,000.00	1,832,000.00				1,832,000.00				1,831,260.65	1,831,260.65				1,743,180.54	1,743,180.54			739.35	88,080.11																					
MOOE		1,832,000.00		1,832,000.00	1,832,000.00				1,832,000.00				1,831,260.65	1,831,260.65				1,743,180.54	1,743,180.54			739.35	88,080.11																					
Operations	000003000000000	262,242,000.00		262,242,000.00	262,242,000.00				262,242,000.00	31,568,394.54	66,770,211.51	50,893,656.37	84,976,460.34	234,208,722.76	30,093,867.59	68,073,851.42	50,044,176.62	81,686,249.48	229,898,145.31			28,033,277.24	2,736,047.47	1,574,529.98																				
MFO 1: CORPORATE AND CAPITAL MARKET DEVELOPMENT SERVICES	000003010000000	35,729,000.00		35,729,000.00	35,729,000.00				35,729,000.00	1,421,750.05	5,580,181.11	1,579,096.89	7,829,935.04	16,410,963.09	1,395,575.28	5,599,268.14	1,586,184.63	5,840,693.60	14,421,721.65			19,318,036.91	1,954,441.44	34,800.00																				
Capital Market Development Services	000003010100000	35,729,000.00		35,729,000.00	35,729,000.00				35,729,000.00	1,421,750.05	5,580,181.11	1,579,096.89	7,829,935.04	16,410,963.09	1,395,575.28	5,599,268.14	1,586,184.63	5,840,693.60	14,421,721.65			19,318,036.91	1,954,441.44	34,800.00																				
Formulation of policies, plans and programs for capital market	101003010100001	33,761,000.00		33,761,000.00	33,761,000.00				33,761,000.00	671,182.99	5,566,085.11	1,429,096.89	7,266,448.89	14,932,813.88	645,008.22	5,585,172.14	1,436,184.63	5,281,209.45	12,947,574.44			18,828,186.12	1,950,439.44	34,800.00																				
MOOE		33,761,000.00		33,761,000.00	33,761,000.00				33,761,000.00	671,182.99	5,566,085.11	1,429,096.89	7,266,448.89	14,932,813.88	645,008.22	5,585,172.14	1,436,184.63	5,281,209.45	12,947,574.44			18,828,186.12	1,950,439.44	34,800.00																				
Provision of technical assistance and inter-agency activities	101003010100002	1,447,000.00		1,447,000.00	1,447,000.00				1,447,000.00	750,567.06		150,000.00	534,296.15	1,434,863.21	750,567.06		150,000.00	530,294.15	1,430,861.21			12,136.79	4,002.00																					
MOOE		1,447,000.00		1,447,000.00	1,447,000.00				1,447,000.00	750,567.06		150,000.00	534,296.15	1,434,863.21	750,567.06		150,000.00	530,294.15	1,430,861.21			12,136.79	4,002.00																					
Rendering of opinions and interpretative issuances	101003010100003	521,000.00		521,000.00	521,000.00				521,000.00		14,096.00		29,190.00	43,286.00		14,096.00		26,190.00	43,286.00			477,714.00																						
MOOE		521,000.00		521,000.00	521,000.00				521,000.00		14,096.00		29,190.00	43,286.00		14,096.00		26,190.00	43,286.00			477,714.00																						
MFO 2: CORPORATE AND CAPITAL MARKET REGULATION SERVICES	000003020000000	226,513,000.00		226,513,000.00	226,513,000.00				226,513,000.00	30,146,844.49	61,190,030.40	49,314,559.48	77,146,525.30	217,797,759.67	28,898,292.31	62,474,583.28	48,457,992.19	75,845,555.88	215,476,423.66			8,715,240.33	781,606.03	1,539,729.98																				
Registration, Compliance-Monitoring and Enforcement	000003020100000	226,513,000.00		226,513,000.00	226,513,000.00				226,513,000.00	30,146,844.49	61,190,030.40	49,314,559.48	77,146,525.30	217,797,759.67	28,898,292.31	62,474,583.28	48,457,992.19	75,845,555.88	215,476,423.66			8,715,240.33	781,606.03	1,539,729.98																				
Registration/licensing of corporations, capital market participants, securities and investment instruments	101003020100001	172,109,000.00		172,109,000.00	172,109,000.00				172,109,000.00	29,502,035.99	58,552,969.47	47,946,643.52	32,654,111.43	168,655,760.41	28,113,750.65	59,833,293.20	47,086,680.11	33,004,895.60	168,040,809.56			3,453,239.59	603,851.27	11,299.58																				
PS		148,577,000.00		148,577,000.00	148,577,000.00				148,577,000.00	23,455,362.16	51,890,298.76	46,578,307.49	26,653,031.59	148,577,000.00	22,652,678.62	52,585,022.49	45,720,344.08	27,607,857.03	148,565,700.42					11,299.58																				
MOOE		23,532,000.00		23,532,000.00	23,532,000.00				23,532,000.00	6,046,878.83	6,862,670.71	1,368,336.03	6,001,079.84	20,078,760.41	5,461,073.83	7,248,270.71	1,368,336.03	5,397,226.57	19,474,909.14			3,453,239.59	603,851.27																					
Conduct of audits, inspection, verification and/or examination of operations/activities, including the corporate reports, financial records, and disclosures by regulated entities	101003020100002	1,843,000.00		1,843,000.00	1,843,000.00				1,843,000.00	1,700.00			1,528,430.40	1,530,130.40	1,700.00			1,700.00	1,700.00			312,869.60		1,528,430.40																				
MOOE		1,843,000.00		1,843,000.00	1,843,000.00				1,843,000.00	1,700.00			1,528,430.40	1,530,130.40	1,700.00			1,700.00	1,700.00			312,869.60		1,528,430.40																				
Impositions of enforcement actions against smart entities subjected to compliance-monitoring and investigative activities	101003020100003	52,561,000.00		52,561,000.00	52,561,000.00				52,561,000.00	642,908.50	2,637,060.93	1,367,915.96	42,963,983.47	47,611,868.86	582,841.66	2,641,290.08	1,369,312.08	42,840,670.28	47,434,114.10			4,949,131.14		177,754.76																				
PS		47,035,000.00		47,035,000.00	47,035,000.00				47,035,000.00	615,708.50	2,514,206.33	1,220,126.46	42,684,958.71	47,035,000.00	555,641.66	2,526,385.48	1,210,672.58	42,738,400.28	47,035,000.00			4,949,131.14		177,754.76																				
MOOE		5,260,000.00		5,260,000.00	5,260,000.00				5,260,000.00	27,200.00	122,854.60	147,789.50	279,024																															

Particulars	UACS CODE	Appropriation		Allotments					Current Year Obligations					Current Year Disbursements					Balances					
		Authorized Appropriation	Adjustments (To)/From, Realignment	Adjusted Appropriations	Allotments Received	Adjustments (Withdrawal, Realignment)	Transfer To	Transfer From	Adjusted Total Allotments	1st Quarter Ending March 31	2nd Quarter Ending June 30	3rd Quarter Ending Sept. 30	4th Quarter Ending Dec. 31	Total	1st Quarter Ending March 31	2nd Quarter Ending June 30	3rd Quarter Ending Sept. 30	4th Quarter Ending Dec. 31	Total	Unreleased Appropriations	Unobligated Allotment	Unpaid Obligations (15-20) = (23+24)		
1	2	3	4	5=(3+4)	6	7	8	9	10=[(6+)-(7)+8+9]	11	12	13	14	15=[(11)+(12)+(13)+14]	16	17	18	19	20=[(16)+(17)+(18)+(19)]	21=(5-10)	22=(10-15)	23	24	
Development, maintenance and administration of information systems, databases and website	103002000100000	834,000.00		834,000.00	834,000.00				834,000.00	85,261.20	317,724.32	320,060.94	110,953.54	834,000.00	85,261.20	288,372.80	222,007.68	215,156.21	810,797.89				23,202.11	
PS		834,000.00		834,000.00	834,000.00				834,000.00	85,261.20	317,724.32	320,060.94	110,953.54	834,000.00	85,261.20	288,372.80	222,007.68	215,156.21	810,797.89				23,202.11	
Operations	000003000000000	18,175,000.00		18,175,000.00	18,175,000.00				18,175,000.00	2,355,719.08	4,651,890.05	4,476,006.84	6,689,765.14	18,173,381.11	1,955,055.99	4,957,101.56	3,343,854.94	7,875,273.66	18,131,286.15	1,618.89			42,094.96	
MFD 2. CORPORATE AND CAPITAL MARKET REGULATION SERVICES	000003020000000	18,175,000.00		18,175,000.00	18,175,000.00				18,175,000.00	2,355,719.08	4,651,890.05	4,476,006.84	6,689,765.14	18,173,381.11	1,955,055.99	4,957,101.56	3,343,854.94	7,875,273.66	18,131,286.15	1,618.89			42,094.96	
Registration, Compliance-Monitoring and Enforcement	000003020100000	18,175,000.00		18,175,000.00	18,175,000.00				18,175,000.00	2,355,719.08	4,651,890.05	4,476,006.84	6,689,765.14	18,173,381.11	1,955,055.99	4,957,101.56	3,343,854.94	7,875,273.66	18,131,286.15	1,618.89			42,094.96	
Registration/licensing of corporations, capital market participants, securities and investment instruments	101003020100001	13,830,000.00		13,830,000.00	13,830,000.00				13,830,000.00	2,162,855.56	4,033,955.81	4,028,100.88	3,604,087.65	13,830,000.00	1,762,192.47	4,377,171.08	3,076,470.08	4,584,092.76	13,799,926.39				30,073.61	
PS		13,830,000.00		13,830,000.00	13,830,000.00				13,830,000.00	2,162,855.56	4,033,955.81	4,028,100.88	3,604,087.65	13,830,000.00	1,762,192.47	4,377,171.08	3,076,470.08	4,584,092.76	13,799,926.39				30,073.61	
Impositions of enforcement actions against errant entities subjected to compliance-monitoring and investigative activities	101003020100003	4,345,000.00		4,345,000.00	4,345,000.00				4,345,000.00	192,863.52	617,934.24	446,905.86	3,085,677.49	4,343,381.11	192,863.52	579,930.48	267,384.86	3,291,180.90	4,331,359.76	1,618.89			12,021.35	
PS		4,345,000.00		4,345,000.00	4,345,000.00				4,345,000.00	192,863.52	617,934.24	446,905.86	3,085,677.49	4,343,381.11	192,863.52	579,930.48	267,384.86	3,291,180.90	4,331,359.76	1,618.89			12,021.35	
Sub-Total, Automatic Appropriations		31,050,000.00	906,413.00	31,956,413.00	31,956,413.00				31,956,413.00	8,403,240.17	7,813,046.53	7,751,023.40	7,987,484.01	31,954,794.11	7,984,688.82	8,079,458.38	5,565,095.40	10,193,745.41	31,822,986.01	1,618.89			131,808.10	
PS		31,050,000.00	906,413.00	31,956,413.00	31,956,413.00				31,956,413.00	8,403,240.17	7,813,046.53	7,751,023.40	7,987,484.01	31,954,794.11	7,984,688.82	8,079,458.38	5,565,095.40	10,193,745.41	31,822,986.01	1,618.89			131,808.10	
MOOE																								
Fin Ex																								
CO																								
III. Special Purpose Fund																								
Miscellaneous Personnel Benefits Fund	01101406		26,215,478.02	26,215,478.02	26,260,492.00	(45,013.98)			26,215,478.02				26,215,478.02	26,215,478.02				26,215,478.02	26,215,478.02					
Miscellaneous Personnel Benefits Fund	000009070000000		26,215,478.02	26,215,478.02	26,260,492.00	(45,013.98)			26,215,478.02				26,215,478.02	26,215,478.02				26,215,478.02	26,215,478.02					
Performance-Based Bonus	103009070100000		11,470,321.02	11,470,321.02	11,510,835.00	(40,513.98)			11,470,321.02				11,470,321.02	11,470,321.02				11,470,321.02	11,470,321.02					
PS			11,470,321.02	11,470,321.02	11,510,835.00	(40,513.98)			11,470,321.02				11,470,321.02	11,470,321.02				11,470,321.02	11,470,321.02					
Funding Requirements for the Filling up of Unfilled Positions	103009070200000		12,593,657.00	12,593,657.00	12,593,657.00				12,593,657.00				12,593,657.00	12,593,657.00				12,593,657.00	12,593,657.00					
PS			12,593,657.00	12,593,657.00	12,593,657.00				12,593,657.00				12,593,657.00	12,593,657.00				12,593,657.00	12,593,657.00					
For Payment of Other Personnel Benefits	103009070600000		2,151,500.00	2,151,500.00	2,156,000.00	(4,500.00)			2,151,500.00				2,151,500.00	2,151,500.00				2,151,500.00	2,151,500.00					
PS			2,151,500.00	2,151,500.00	2,156,000.00	(4,500.00)			2,151,500.00				2,151,500.00	2,151,500.00				2,151,500.00	2,151,500.00					
Pension and Gratuity Fund	01101407		4,125,062.00	4,125,062.00	4,125,062.00				4,125,062.00	678,420.28	2,269,894.16		1,176,745.30	4,125,059.74	678,420.28	2,269,894.16		1,176,745.30	4,125,059.74			2.26		
Pension and Gratuity Fund	000009080000000		4,125,062.00	4,125,062.00	4,125,062.00				4,125,062.00	678,420.28	2,269,894.16		1,176,745.30	4,125,059.74	678,420.28	2,269,894.16		1,176,745.30	4,125,059.74			2.26		
For payment of retirement and terminal leave benefits	282009080200000		4,125,062.00	4,125,062.00	4,125,062.00				4,125,062.00	678,420.28	2,269,894.16		1,176,745.30	4,125,059.74	678,420.28	2,269,894.16		1,176,745.30	4,125,059.74			2.26		
PS			4,125,062.00	4,125,062.00	4,125,062.00				4,125,062.00	678,420.28	2,269,894.16		1,176,745.30	4,125,059.74	678,420.28	2,269,894.16		1,176,745.30	4,125,059.74			2.26		
Sub-Total, SPF			30,340,540.02	30,340,540.02	30,385,554.00	(45,013.98)			30,340,540.02	678,420.28	2,269,894.16		27,392,223.32	30,340,537.76	678,420.28	2,269,894.16		27,392,223.32	30,340,537.76			2.26		
PS			30,340,540.02	30,340,540.02	30,385,554.00	(45,013.98)			30,340,540.02	678,420.28	2,269,894.16		27,392,223.32	30,340,537.76	678,420.28	2,269,894.16		27,392,223.32	30,340,537.76			2.26		
MOOE																								
Fin Ex																								
CO																								
GRAND TOTAL		677,914,000.00	31,291,967.00	709,205,967.00	709,205,967.00				709,205,967.00	184,657,412.67	140,412,732.24	96,837,187.50	229,188,102.69	951,093,435.10	128,232,605.57	154,177,974.06	85,697,598.35	189,393,287.00	557,501,464.98		58,112,531.90	48,367,730.63	45,224,239.49	
PS		363,362,000.00	43,291,967.00	406,653,967.00	406,653,967.00	12,000,000.00			406,653,967.00	85,969,499.65	105,199,813.03	86,285,025.10	129,178,008.07	406,852,345.85	84,515,056.27	106,064,108.16	74,190,373.03	141,733,622.35	406,503,159.81	1,621.15	131,808.10	17,377.94		
MOOE		282,552,000.00	(12,000,000.00)	270,552,000.00	282,552,000.00	(12,000,000.00)			270,552,000.00	96,667,913.02	35,212,919.21	10,552,162.40	86,484,355.42	212,917,350.05	43,717,549.30	48,113,885.90	11,507,225.32	28,085,310.65	131,423,951.17		57,634,649.95	48,235,922.53	33,257,476.35	
Fin Ex																								
CO		32,000,000.00		32,000,000.00	32,000,000.00				32,000,000.00					31,523,739.20							476,260.80			11,949,385.20

Certified Correct:

 Dela Merced, Lester V.
 Budget Officer
 Date: 31/Jan/2018

Certified Correct:

 Esquerro, Dondie
 Chief Accountant
 Date:

Recommended By:

 Banaria, Adelaida
 Director, FMS
 Date: 31/Jan/2018

Approved By:

 Herbosa, Teresita
 Agency Head/Department
 Date: 01/Feb/2018

STATEMENT OF APPROPRIATIONS, ALLOTMENTS, OBLIGATIONS, DISBURSEMENTS AND BALANCES
As of the Quarter Ending December 31, 2017

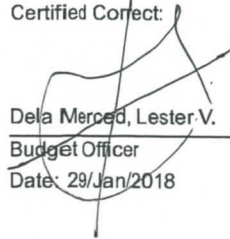
Department: Department of Finance (DOF)
Agency: Securities and Exchange Commission
Operating Unit: N/A
Organization Code (UACS): 110110000000
Fund Cluster: 01 - Regular Agency Fund

Authorization: 02 - Continuing Appropriations
Report Status: SUBMITTED


Particulars	UACS CODE	Appropriation			Allotments					Current Year Obligations					Current Year Disbursements					Balances																							
		Authorized Appropriation	Adjustments (Transfer To)/From, Realignment	Adjusted Appropriations	Allotments Received	Adjustments (Withdrawal, Realignment)	Transfer To	Transfer From	Adjusted Total Allotments	1st Quarter Ending March 31	2nd Quarter Ending June 30	3rd Quarter Ending Sept. 30	4th Quarter Ending Dec. 31	Total	1st Quarter Ending March 31	2nd Quarter Ending June 30	3rd Quarter Ending Sept. 30	4th Quarter Ending Dec. 31	Total	Unreleased Appropriations	Unobligated Allotment	Unpaid Obligations (15-20) = (23+24)																					
																						Due and Demandable	Not Yet Due and Demandable																				
1	2	3	4	5=(3+4)	7	8	9	10=[(8+(-)7+6)9]	11	12	13	14	15=(11+12+13+14)	16	17	18	19	20=(16+17+18+19)	21=(5-10)	22=(10-15)	23	24																					
I. Agency Specific Budget																																											
Specific Budgets of National Government Agencies		01102101																																									
General Administration and Support		0000010000000000	26,111,859.39		26,111,859.39			26,111,859.39	3,668,390.76	1,893,035.84	18,595,425.55	1,951,721.24	26,108,573.39	2,227,765.20	2,705,970.29	17,118,071.85	3,303,086.25	25,354,893.59		3,286.00	363,874.75	389,805.05																					
General management and supervision		1030010001000000	26,111,859.39		26,111,859.39			26,111,859.39	3,668,390.76	1,893,035.84	18,595,425.55	1,951,721.24	26,108,573.39	2,227,765.20	2,705,970.29	17,118,071.85	3,303,086.25	25,354,893.59		3,286.00	363,874.75	389,805.05																					
MOOE			26,111,859.39		26,111,859.39			26,111,859.39	3,668,390.76	1,893,035.84	18,595,425.55	1,951,721.24	26,108,573.39	2,227,765.20	2,705,970.29	17,118,071.85	3,303,086.25	25,354,893.59		3,286.00	363,874.75	389,805.05																					
Support to Operations		0000020000000000	397,304.86		397,304.86			397,304.86	4,655.00		5,787.73	282,272.74	292,715.47	4,655.00		5,787.73	273,283.70	283,726.43		104,589.39	8,989.04																						
Development, maintenance and administration of information systems, databases and website		1030020001000000	160,835.56		160,835.56			160,835.56			5,787.73	51,808.77	57,396.50			5,787.73	46,138.82	51,926.55		103,439.06	5,489.95																						
MOOE			59,707.56		59,707.56			59,707.56			5,787.73	51,808.77	57,396.50			5,787.73	46,138.82	51,926.55		103,439.06	5,489.95																						
CO			101,128.00		101,128.00			101,128.00																																			
Conduct of public seminars and related activities for investment-promotion and investor protection		1010020002000000	234,196.74		234,196.74			234,196.74	4,655.00			226,432.37	233,087.37	4,655.00			224,913.28	228,566.28		1,109.37	3,519.09																						
MOOE			234,196.74		234,196.74			234,196.74	4,655.00			226,432.37	233,087.37	4,655.00			224,913.28	228,566.28		1,109.37	3,519.09																						
Development and dissemination of information materials for the public		1010020003000000	2,272.56		2,272.56			2,272.56				2,231.60	2,231.60				2,231.60	2,231.60		40.96																							
MOOE			2,272.56		2,272.56			2,272.56				2,231.60	2,231.60				2,231.60	2,231.60		40.96																							
Operations		0000030000000000	49,335,672.22		49,335,672.22			49,335,672.22	275,290.72	2,734,339.46	18,539,251.76	24,574,569.51	46,123,451.45	148,409.73	1,883,648.57	17,546,233.99	23,859,765.11	43,438,057.40		3,212,220.77	2,364,279.88	321,114.17																					
MFO 1: CORPORATE AND CAPITAL MARKET DEVELOPMENT SERVICES		0000030100000000	31,713,943.55		31,713,943.55			31,713,943.55	251,256.07	1,010,610.00	12,579,185.50	17,827,982.51	31,669,034.08	124,375.08	1,137,490.99	11,210,514.45	18,427,893.82	30,900,274.34		44,909.47	710,112.24	58,647.50																					
Capital Market Development Services		0000030101000000	31,713,943.55		31,713,943.55			31,713,943.55	251,256.07	1,010,610.00	12,579,185.50	17,827,982.51	31,669,034.08	124,375.08	1,137,490.99	11,210,514.45	18,427,893.82	30,900,274.34		44,909.47	710,112.24	58,647.50																					
Formulation of policies, plans and programs for capital market		1010030101000001	29,944,047.69		29,944,047.69			29,944,047.69	251,256.07	1,010,610.00	12,212,901.88	16,441,551.81	29,916,319.76	124,375.08	1,137,490.99	10,844,230.83	17,081,528.60	29,197,625.50		27,727.93	660,046.76	58,647.50																					
MOOE			29,944,047.69		29,944,047.69			29,944,047.69	251,256.07	1,010,610.00	12,212,901.88	16,441,551.81	29,916,319.76	124,375.08	1,137,490.99	10,844,230.83	17,081,528.60	29,197,625.50		27,727.93	660,046.76	58,647.50																					
Provision of technical assistance and inter-agency activities		1010030101000002	1,353,538.00		1,353,538.00			1,353,538.00			366,283.62	976,824.01	1,342,107.63				366,283.62	925,758.53	1,292,042.15	11,430.37	50,065.48																						
MOOE			1,353,538.00		1,353,538.00			1,353,538.00			366,283.62	976,824.01	1,342,107.63				366,283.62	925,758.53	1,292,042.15	11,430.37	50,065.48																						
Rendering of opinions and interpretative issuances		1010030101000003	416,357.86		416,357.86			416,357.86			366,283.62	976,824.01	1,342,107.63				366,283.62	925,758.53	1,292,042.15	11,430.37	50,065.48																						
MOOE			416,357.86		416,357.86			416,357.86			366,283.62	976,824.01	1,342,107.63				366,283.62	925,758.53	1,292,042.15	11,430.37	50,065.48																						
MFO 2: CORPORATE AND CAPITAL MARKET REGULATION SERVICES		0000030200000000	17,621,728.67		17,621,728.67			17,621,728.67	24,034.65	1,723,729.46	5,960,066.26	6,746,587.00	14,454,417.37	24,034.65	746,157.58	6,335,719.54	5,431,871.29	12,537,783.06		3,167,311.30	1,654,167.64	262,466.67																					
Registration, Compliance-Monitoring and Enforcement		0000030201000000	17,621,728.67		17,621,728.67			17,621,728.67	24,034.65	1,723,729.46	5,960,066.26	6,746,587.00	14,454,417.37	24,034.65	746,157.58	6,335,719.54	5,431,871.29	12,537,783.06		3,167,311.30	1,654,167.64	262,466.67																					
Registration/licensing of corporations, capital market participants, securities and investment instruments		1010030201000001	10,929,000.67		10,929,000.67			10,929,000.67	16,730.38	150,000.00	5,713,930.21	3,215,821.80	9,095,482.19	15,730.38	150,000.00	5,803,297.54	3,275,924.87	9,044,952.59		1,833,518.48	50,529.60																						
MOOE			9,129,000.67		9,129,000.67			9,129,000.67	16,730.38	150,000.00	5,713,930.21	3,215,821.80	9,095,482.19	15,730.38	150,000.00	5,803,297.54	3,275,924.87	9,044,952.59		1,833,518.48	50,529.60																						
CO			1,800,000.00		1,800,000.00			1,800,000.00																																			
Conduct of audits, inspection, verification and/or examination of operations/activities, including the corporate reports, financial records, and disclosures by regulated entities		1010030201000002	1,774,000.00		1,774,000.00			1,774,000.00		1,303,429.18	41,284.77	267,344.47	1,612,038.42		325,857.30	530,050.72	756,130.40	1,612,038.42		161,981.58																							
MOOE			1,774,000.00		1,774,000.00			1,774,000.00		1,303,429.18	41,284.77	267,344.47	1,612,038.42		325,857.30	530,050.72	756,130.40	1,612,038.42		161,981.58																							
Impositions of enforcement actions against errant entities subjected to compliance-monitoring and investigative activities		1010030201000003	4,918,728.00		4,918,728.00			4,918,728.00	8,304.27	270,300.28	204,871.28	3,263,420.93	3,746,896.76	8,304.27	270,300.28	202,371.28	1,399,816.22	1,880,792.05		1,171,831.24	1,803,638.04	262,466.67																					
MOOE			4,918,728.00		4,918,728.00			4,918,728.00	8,304.27	270,300.28	204,871.28	3,263,420.93	3,746,896.76	8,304.27	270,300.28	202,371.28	1,399,816.22	1,880,792.05		1,171,831.24	1,803,638.04	262,466.67																					
Sub-Total, Agency-Specific			75,844,836.47		75,844,836.47			75,844,836.47	3,948,336.48	4,627,375.30	37,140,485.04	26,808,583.48	72,524,740.31	2,380,829.93	4,589,618.86	34,670,093.57	27,436,135.06	69,076,677.42		3,320,096.16	2,737,143.67	710,919.22																					
PS																																											
MOOE			73,943,708.47		73,943,708.47			73,943,708.47	3,948,336.48	4,627,375.30	37,140,485.04	26,808,583.48	72,524,740.31	2,380,829.93	4,589,618.86	34,670,093.57	27,436,135.06	69,076,677.42		3,320,096.16	2,737,143.67	710,919.22																					
Fin Ex																																											
CO			1,901,128.00		1,901,128.00			1,901,128.00																																			
II. Automatic Appropriations																																											
Sub-Total, Automatic Appropriations																																											
PS																																											
MOOE																																											
Fin Ex																																											
CO																																											
III. Special Purpose Fund																																											
Sub-Total, SPF																																											
PS																																											
MOOE																																											
Fin Ex																																											
CO																																											
GRAND TOTAL			75,844,836.47		75,844,836.47			75,844,836.47	3,948,336.48	4,627,375.30	37,140,485.04	26,808,583.48	72,524,740.31	2,380,829.93	4,589,618.86	34,670,093.57	27,436,135.06	69,076,677.42		3,320,096.16	2,737,143.67	710,919.22																					
PS																																											
MOOE			73,943,708.47		73,943,708.																																						

Particulars	UACS CODE	Appropriation			Allotments				Current Year Obligations					Current Year Disbursements					Balances			
		Authorized Appropriation	Adjustments (Transfer To)/From, Realignment	Adjusted Appropriations	Allotments Received	Adjustments (Withdrawal, Realignment)	Transfer To	Transfer From	Adjusted Total Allotments	1st Quarter Ending March 31	2nd Quarter Ending June 30	3rd Quarter Ending Sept. 30	4th Quarter Ending Dec. 31	Total	1st Quarter Ending March 31	2nd Quarter Ending June 30	3rd Quarter Ending Sept. 30	4th Quarter Ending Dec. 31	Total	Unreleased Appropriations	Unobligated Allotment	Unpaid Obligations (15-20) = (23+24)
				8=(3+4)				10=[(6+(-17)+8+8)]	11	12	13	14	16=[(11+12+13+14)]	16	17	18	19	20=[(16+17+18+19)]	21=(5-10)	22=(16-15)	23	24
Fin Ex																						
CO		1,901,128.00		1,901,128.00	1,901,128.00			1,901,128.00													1,901,128.00	

Certified Correct:


 Dela Merced, Lester V.
 Budget Officer
 Date: 29/Jan/2018

Certified Correct:


 Esguerra, Dondie
 Chief Accountant
 Date:

Recommended By:


 Banaria, Adelaida
 Director, FMS
 Date: 30/Jan/2018

Approved By:


 Herbosa, Teresita
 Agency Head/Department
 Date: 01/Feb/2018

This report was generated using the Unified Reporting System on 05/02/2018 09:36